



Don't settle for an underperforming infrared heater. InfraSave provides more heat for less money.

Infrasave
radiant heaters
Luminous Heater Series



Infrasave
radiant heaters
Tube Heater Series



Infrasave
radiant heaters
Patio Heater Series



ITB Series Specifications

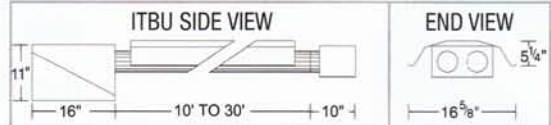

DIMENSIONS AND SPECIFICATIONS

MODEL	CAPACITY (BTU/HR) U.S.A.* SEA LEVEL TO 2,000' CANADA: SEA LEVEL TO 4,500'	AVAILABLE LENGTH						
		10'	20'	30'	40'	50'	60'	70'
ITB 200	200,000					✓	✓	✓
ITB 175	175,000					✓	✓	✓
ITB 155	155,000				✓	✓	✓	
ITB 130	130,000			✓	✓	✓		
ITB 110	110,000			✓	✓	✓		
ITB 100	100,000		✓					
ITB 80	80,000		✓	✓	✓			
ITB 60	60,000		✓	✓				
ITB 45	45,000	✓	✓					
HEATER LENGTH		11'4"	21'	30'8"	40'4"	50'	59'8"	69'4"
SHIPPING WEIGHT (LBS.)		80	120	160	200	240	280	320

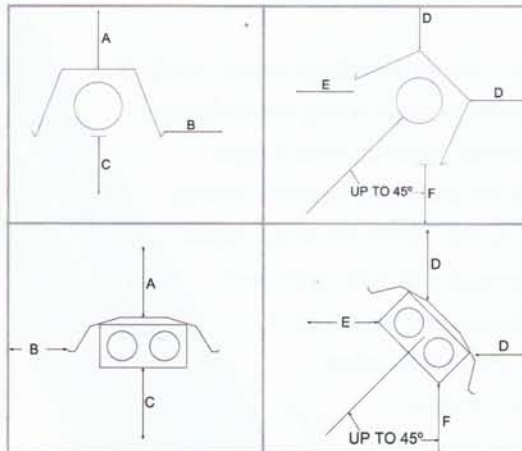
MODEL	CAPACITY (BTU/HR) U.S.A.* SEA LEVEL TO 2,000' CANADA: SEA LEVEL TO 4,500'	AVAILABLE LENGTH		
		10'	20'	30'
ITBU 200	200,000			✓
ITBU 175	175,000			✓
ITBU 155	155,000		✓	✓
ITBU 130	130,000		✓	
ITBU 110	110,000		✓	
ITBU 80	80,000	✓		
ITBU 60	60,000	✓		
HEATER LENGTH		12'-9"	22'-3"	31'-11"
SHIPPING WEIGHT (LBS.)		135	230	335

*U.S.A.: SEA LEVEL TO 2,000FT ; de-rate heater 4% for each additional 1000ft of elevation

Gas Connection	1/2" NPT	
Manifold	3.5" W.C. N.G.	10" W.C. L.P.
Electrical	120 VAC, 60 HZ	
Tube, Combustion Air, Vent	4" Diameter	

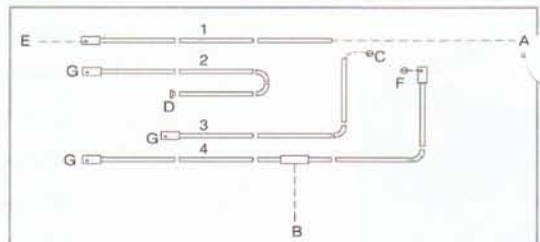


CLEARANCES TO COMBUSTIBLES



MODEL	SUSPENDED HORIZONTALLY			SUSPENDED AT AN ANGLE UP TO 45°		
	A	B	C	D	E	F
ITB(U) 200	7"	22"	68"	7"	57"	68"
ITB(U) 175	6.5"	20"	68"	6.5"	47"	68"
ITB(U) 155	6"	19"	64"	6"	44"	64"
ITB(U) 130	4"	11"	60"	5"	35"	56"
ITB(U) 110	3"	9.5"	60"	4.5"	26"	54"
ITB(U) 100	7"	22"	68"	7"	57"	68"
ITB(U) 80	2.5"	6"	42"	3.5"	23"	38"
ITB(U) 60	2.5"	5.5"	34"	3"	17"	34"
ITB 45	4.5"	8.5"	32"	5"	29"	32"

FLEXIBLE LAYOUT



System Configuration

1. Straight line
2. "U" Tube with 2 90° elbow kits
3. "L" Tube with 90° elbow kit
4. Common 6" TEE flue vent

Venting Options

- A. Flue Vent through wall 4"
- B. Common Flue Vent through wall or roof 6"
- C. Flue Vent through roof
- D. Flue Vent into building, exhaust fan interlocked with heater
- E. Combustion air intake from outside through wall
- F. Combustion air intake from outside through roof
- G. Combustion air intake from inside building



IS-100420
RL: 2
RD: JULY 2010